

SPECIAL NOTES

1. Fly ash and fly based materials are to be used for construction.
2. There is not any water body (pond) in the plot.
3. Solar panel are provided at roof top for generation of energy of energy equivalent to 1% of the connected load.

WINDOW SCHEDULE

W/O.	WIDTH	HEIGHT	DESCRIPTION
W1	1800	1500	ALUMINUM CASSETT WINDOW
W2	1500	1500	ALUMINUM CASSETT WINDOW
W3	1200	1500	ALUMINUM CASSETT WINDOW
W4	600	600	ALUM. GLASS LAMINATED WINDOW
W5	1000	1800	ALUMINUM CASSETT WINDOW
W6	900	900	ALUMINUM CASSETT WINDOW

PROJECT

PROPOSED B+C+W(BLOCKS 1,2,3A), G+H(I BLOCKS 1,2,3D) & G+H(GUB-BLK 4) STORED (40 MIS HEIGHT) RESIDENTIAL BUILDING UNDER MONZA CHAPRA J.N.O. 35, R5/AR DAC NO 144, 146, 148, 151, 153, 154, 155, 156, 157, 238, 259, 260, 261, 262, 263, 264(P), 265(P), 266(P), 267(P), 268, 270(P), 271, 273, 276, 277, 280, UNDER PATHAR CHAITY GRAM PANCHAYAT, P.O. & P.S. RAARHAT NORTH 24 PARGANAS, KOLKATA - 700135

DOOR SCHEDULE

FD	WIDTH	HEIGHT	DESCRIPTION
FD1	1000	2100	FACTORY MADE FIRE DOOR
FD2	1000	2100	FACTORY MADE FIRE DOOR
S1	2100	2100	ALUMINUM SLIDING DOOR
S2	1800	2100	ALUMINUM SLIDING DOOR
S3	1515	2100	ALUMINUM SLIDING DOOR
S4	1365	2100	ALUMINUM SLIDING DOOR
S5	1150	2100	ALUMINUM SLIDING DOOR
D1	1500	2100	FLUSH DOOR
D2	800	2100	FLUSH DOOR
D3	750	2100	FLUSH DOOR
D4	1000	2100	FLUSH DOOR
D5	2000	2100	FLUSH DOOR
D6	2000	2100	FLUSH DOOR

NOTES

1. All dimensions are in mm.
2. Discrepancies in dimensions or otherwise should be brought to the notice of the architect immediately on receipt of the drawings.
3. This drawing is prepared on the basis of the information furnished to the architect.
4. All brickwork, plastering inside or outside are in the ratio of 1:6 & 1:4 respectively.
5. The contractor shall be responsible for providing the necessary reinforcement for all concrete work.
6. All civil works are as per I.S. 456 and all reinforcement as per I.S. 1776.
7. All R.C.C. work should be done as per specifications mentioned in the schedule of materials.
8. All precautionary measures shall be taken at the time of construction of semi underground reservoir.
9. The water reservoir shall not be more than the depth of main column foundation.
10. All external walls are 200, 180 thk. and all internal walls are 100 thk. unless otherwise specified.
11. This drawing should be used for Sanction Purpose only.
12. For details of reinforcement & R.C.C. work refer structural drawings.
13. The contractor shall be responsible for taking load of heavy vehicles like fire tender.

UNDERTAKING BY THE OWNER

I/We confirm that the building operation to be undertaken shall be strictly in accordance with the Act and the rules and regulations made thereunder.

I/We confirm that no building materials shall be deposited in any street or public place, or on any land adjacent to the building, or on any land shown in building plan, as land appurtenant to the proposed building.

SIGNATURE OF OWNER

[Signature]

CERTIFICATE OF THE ARCHITECT

I certify that all the Architectural Drawing of the project prepared by me and complying with the New Town Kolkata Building Rules, 2014, I do hereby certify that the structure of the building is in accordance with the provisions of the National Building Code of India and the rules and regulations made thereunder. I have also verified the structural drawings and documents submitted by me and submitted to the Sanctioning Authority for obtaining sanction.

DECLARATION OF GEO-TECHNICAL ENGINEER

I certify that this comprehensive Geo-Technical report on soil investigation has been prepared in accordance with the provisions of the Indian Standards IS: 10474-1982 for extending to the bearing capacity of the soil on which the foundation of structure will be constructed. The report is based on the soil investigation data furnished to me and is valid for the purpose for which it has been prepared. I have also verified the structural drawings and documents submitted by me and submitted to the Sanctioning Authority for obtaining sanction.

CERTIFICATE OF THE CIVIL/STRUCTURAL ENGINEER

I certify that the structural drawings of both the Foundation and superstructure of the building/structure has been made under the supervision of the Engineer (as per these rules and the regulations made under the act) and also considering all possible loads, seismic loads and the moments generated by the Code of India and certified that it is safe and stable in all respect and these provisions shall be adhered to during the construction.

ARCHITECTURAL DRAWING

BLOCK 3B G+11

FLOOR PLANS

4TH, 7TH, 10TH (TYPICAL) FLOOR PLAN

2ND, 5TH, 8TH, 11TH (TYPICAL) FLOOR PLAN

3RD, 6TH, 9TH (TYPICAL) GROUND FLOOR PLAN

SCALE

1:100

DRAWING NO.

ARCH/SANC/3B/A

DATE

ESPACE

REGISTERED ARCHITECT

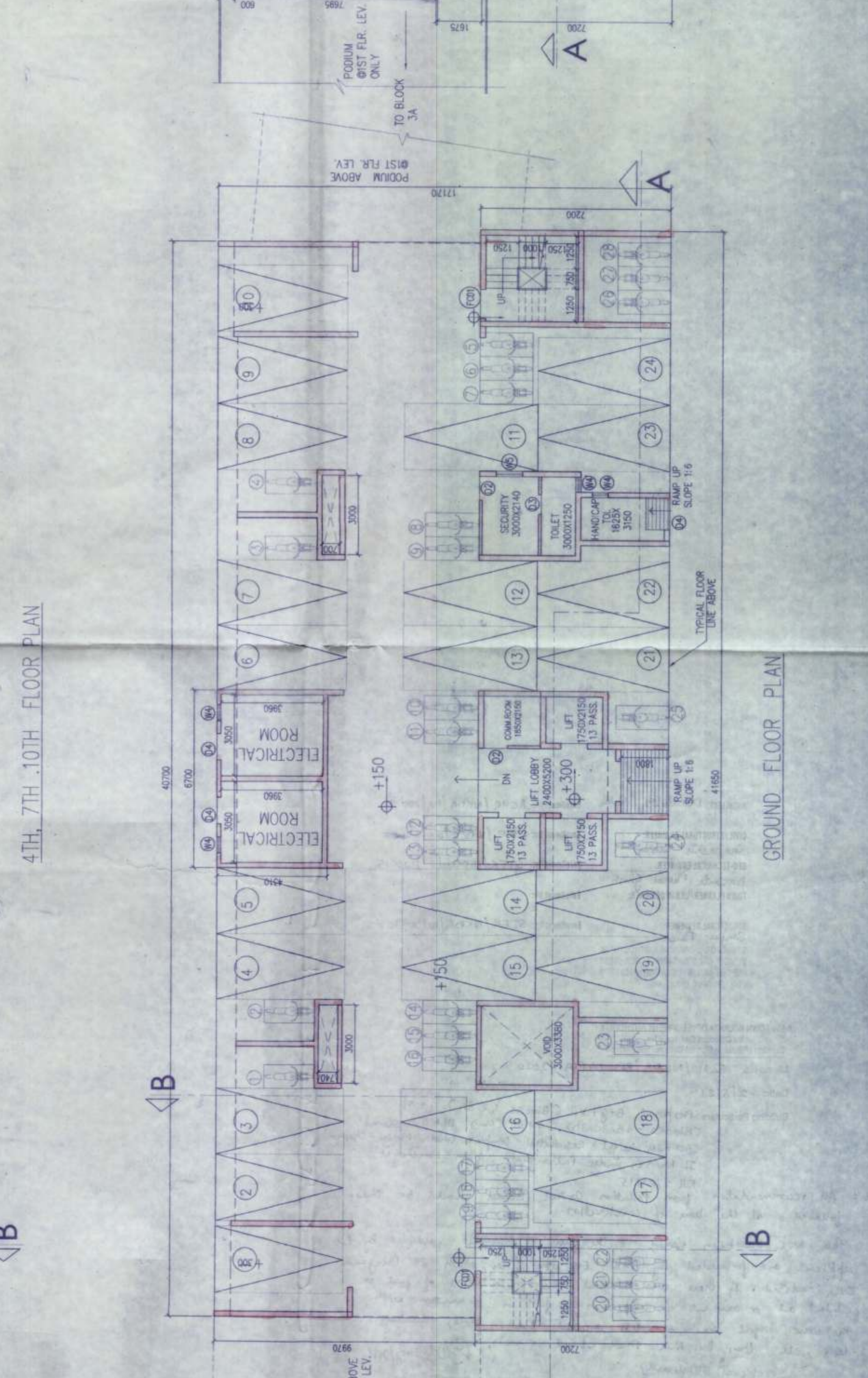
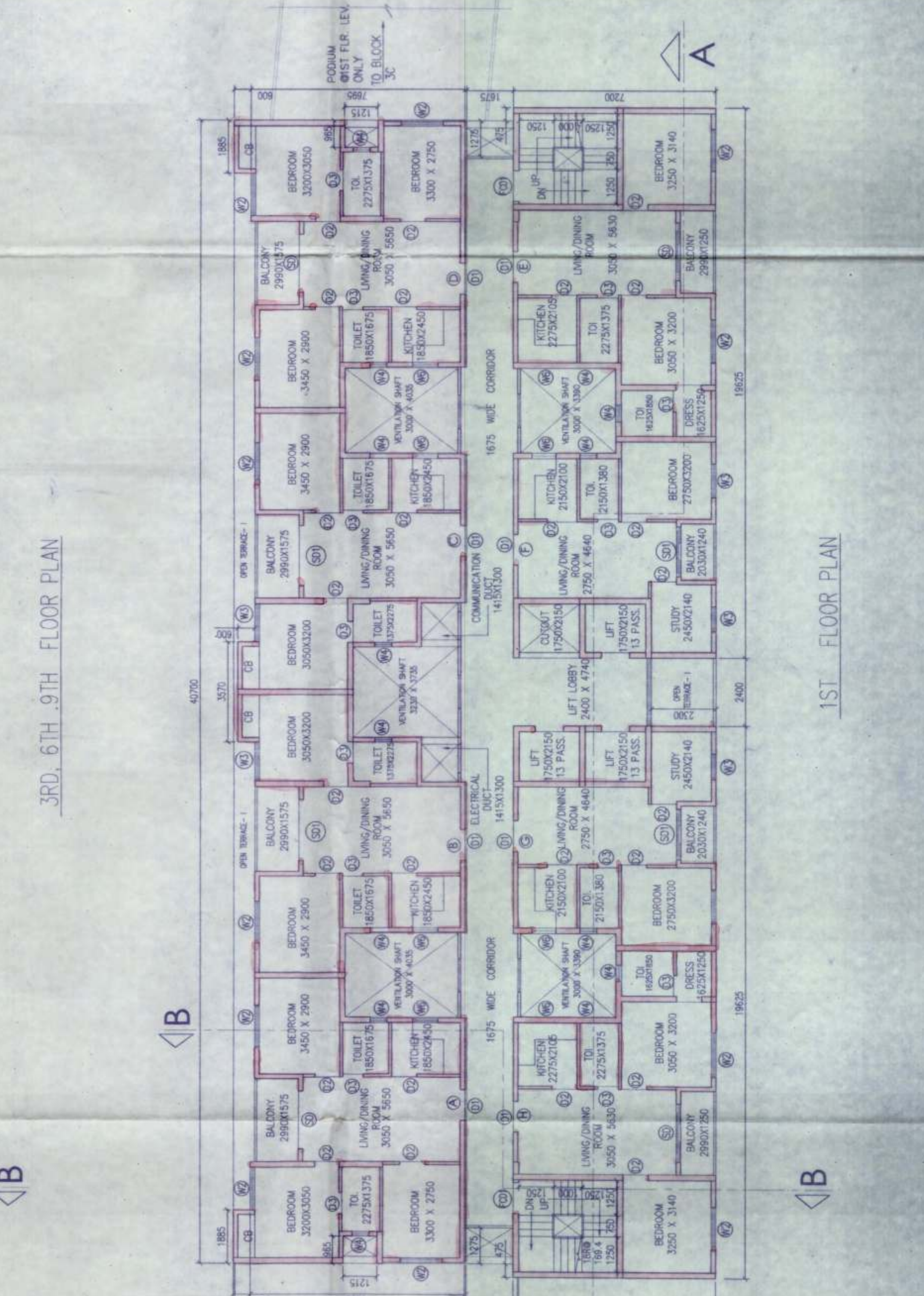
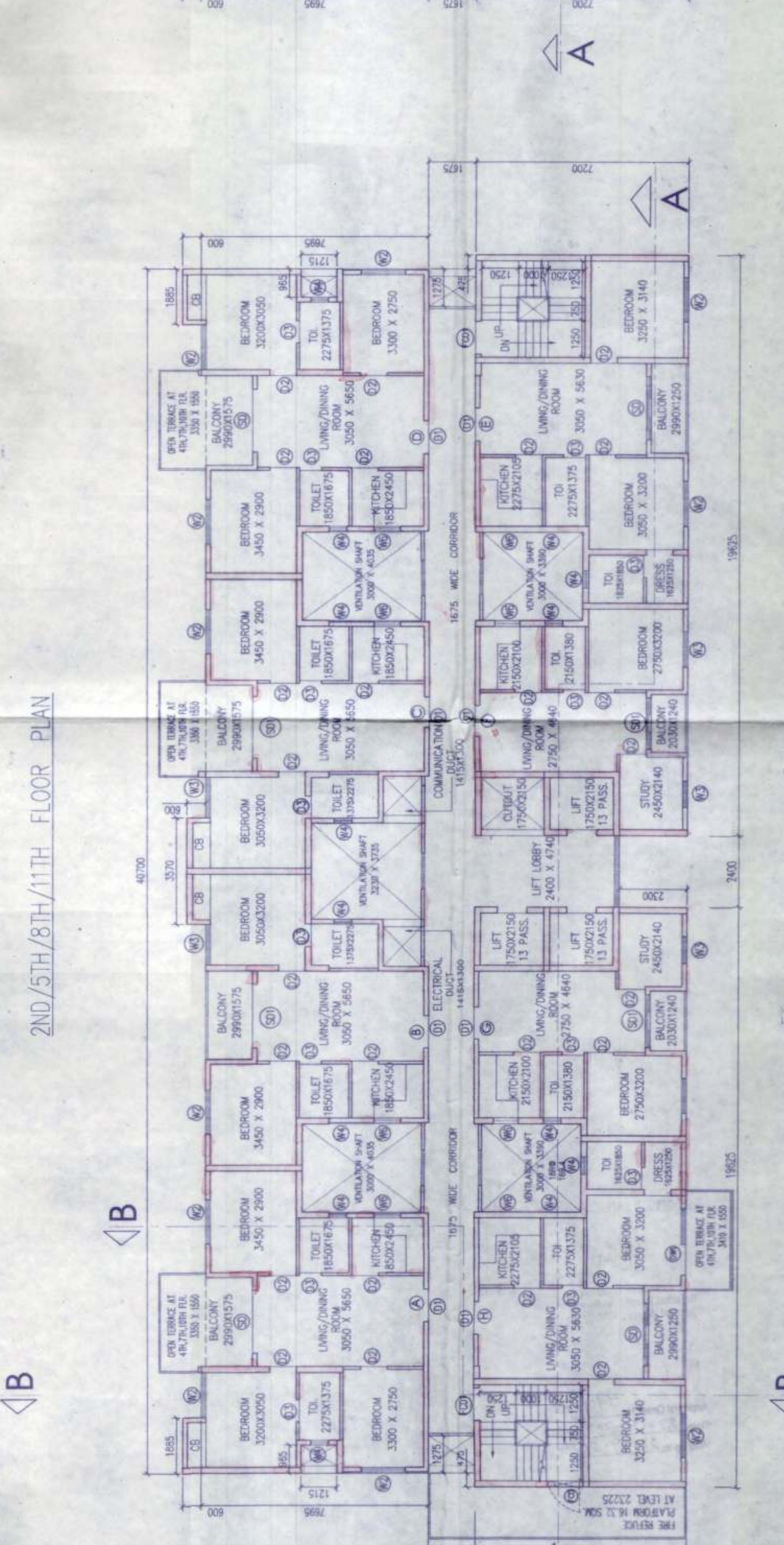
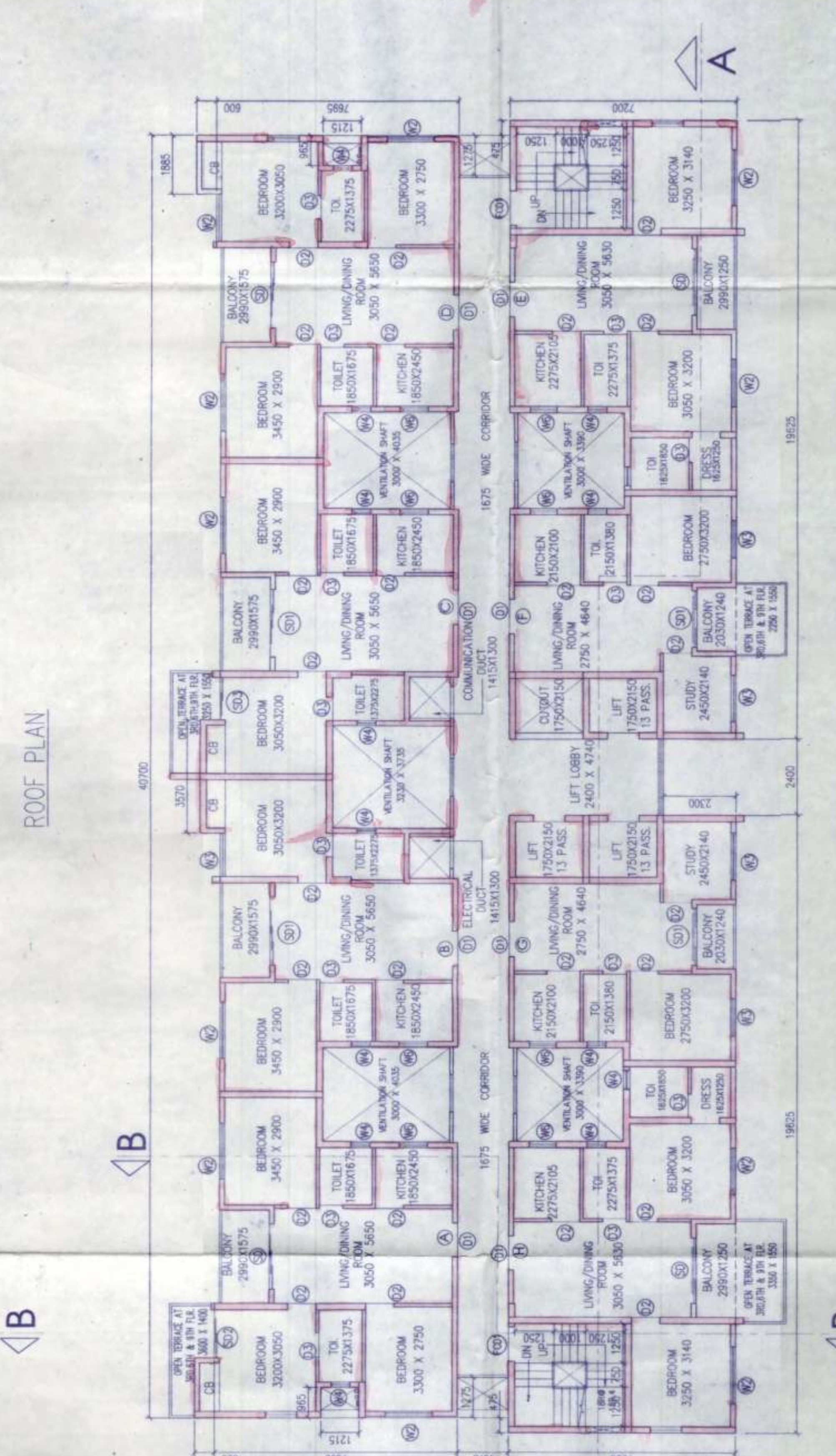
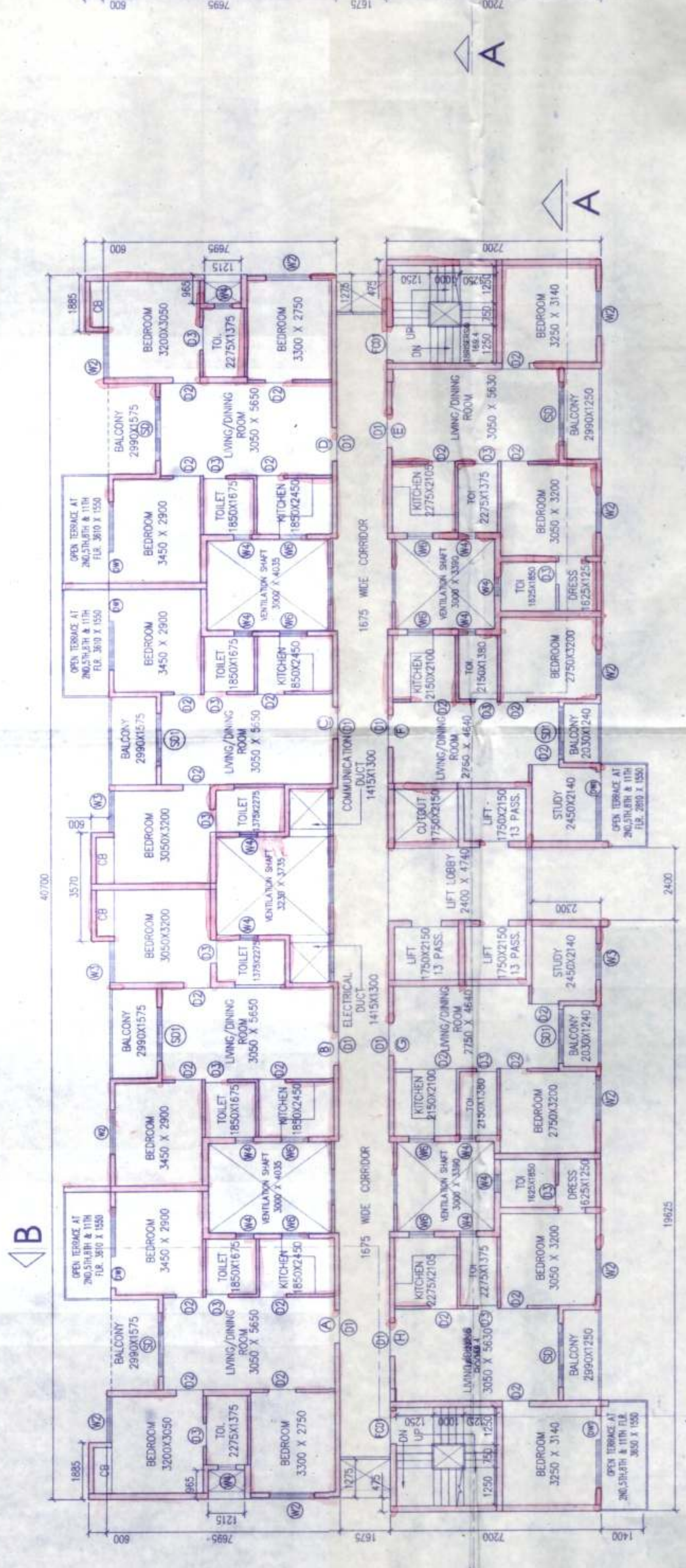
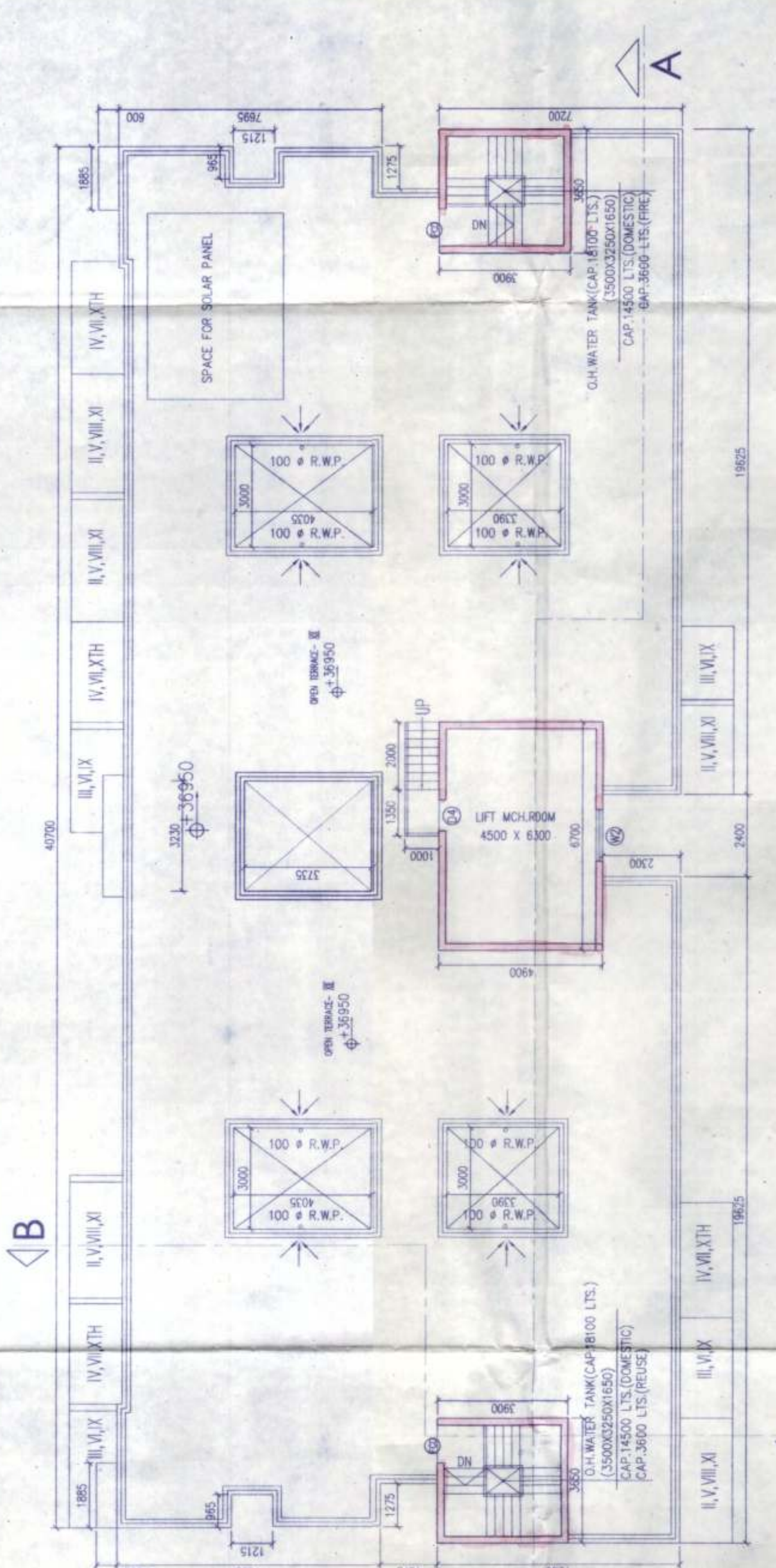
Sanjay Kumar Ghosh

Registration No. AR/15/2014/100011

Office: 10/1, Park Road, Beliaghata, Kolkata-700010

Mobile: 9830454138 / 9830454139

Website: www.espacearchitect.com



NEW TOWN KOKATA DEVELOPMENT AUTHORITY
 Section of Building Plan for Construction Purpose
 Memo No. 8291 /NKDA/SRS-04(53) /2020
 Date: 2/8/21
 Building Particulars: Proposed Btgt XII, Gables 1/2, 3M, 4 XI
 (3600 sq. ft. - 3.5, 300 sq. ft. - 4.1, 300 sq. ft. - 4.1, 300 sq. ft. - 4.1)
 (40 nos. height) Residential Complex with height change
 IT No. 55, under Regulation from Foundation
 Kol-70015
 Note: All recommendation from Building Control Board should be thoroughly
 follow at the time of construction.
 This NOC has been issued on the basis of documents submitted by the
 applicant and provided by Aadi Executive Officer, North 24 Parganas
 Zilla Parishad. It does not materialize nor representation of fact or
 picture at any act of suppression of fact in connection with
 the above project in doing the ground level, plan, drawings,
 design, etc. Then, this NOC shall stand cancelled.
 Sanyal M. M. (Signature)
 Chief Architect
 New Town Kokata Development Authority

APPROVED & APPROVED
 Executive Officer
 Rajarhat Purvayal Sanjay
 Rajarhat, North 24 Parganas
 Date: 22-09-2021
 Made up on: 21-09-2021
 740/PR

APPROVED & APPROVED
 (Signature)
 Sanyal M. M. (Signature)
 Chief Architect
 New Town Kokata Development Authority

